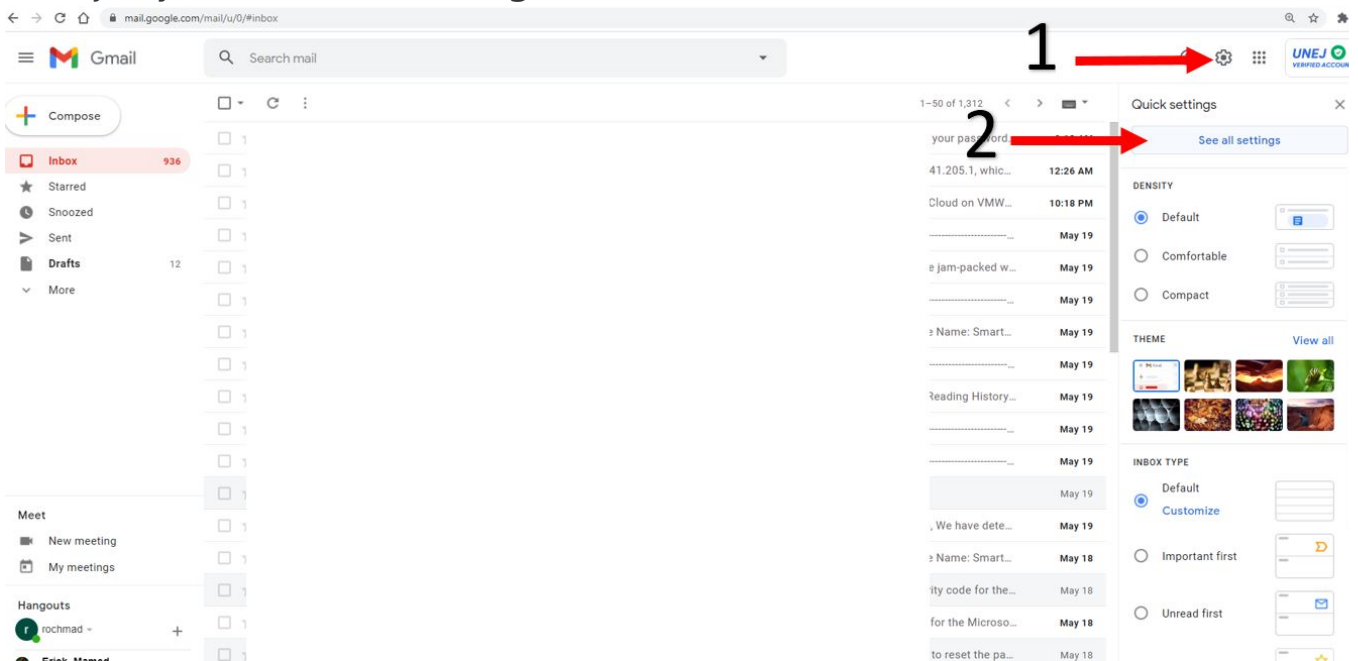


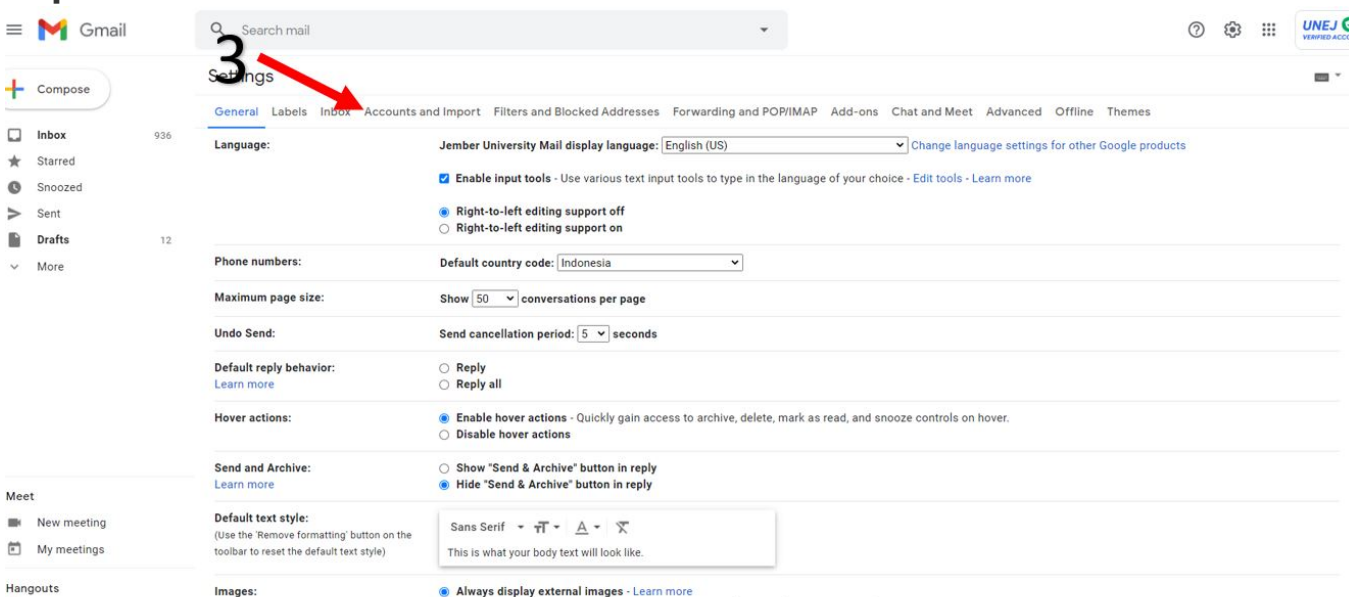
# Menambah Akun Email Lain

untuk menambahkan akun email lain di gmail dengan mengikuti langkah sebagai berikut:

1. Buka **Gmail** Anda kemudian klik **Setting** disebelah kanan atas,
2. Selanjutnya klik **See all setting**



3. Kemudian akan tampak tampilan setting gmail Anda, pilih **Account and Import**



4. Kemudian klik **Add Another email Address**  
Settings

---

General   Labels   Inbox   Accounts and Import   Filters and Blocked Addresses   Forwarding and POP/



---

**Change account settings:**   [Google Account settings](#)  
Change your password and security options, and access other

---

**Import mail and contacts:**   Import from Yahoo!, Hotmail, AOL, or other webmail or POP3 a  
[Learn more](#)   [Import mail and contacts](#)

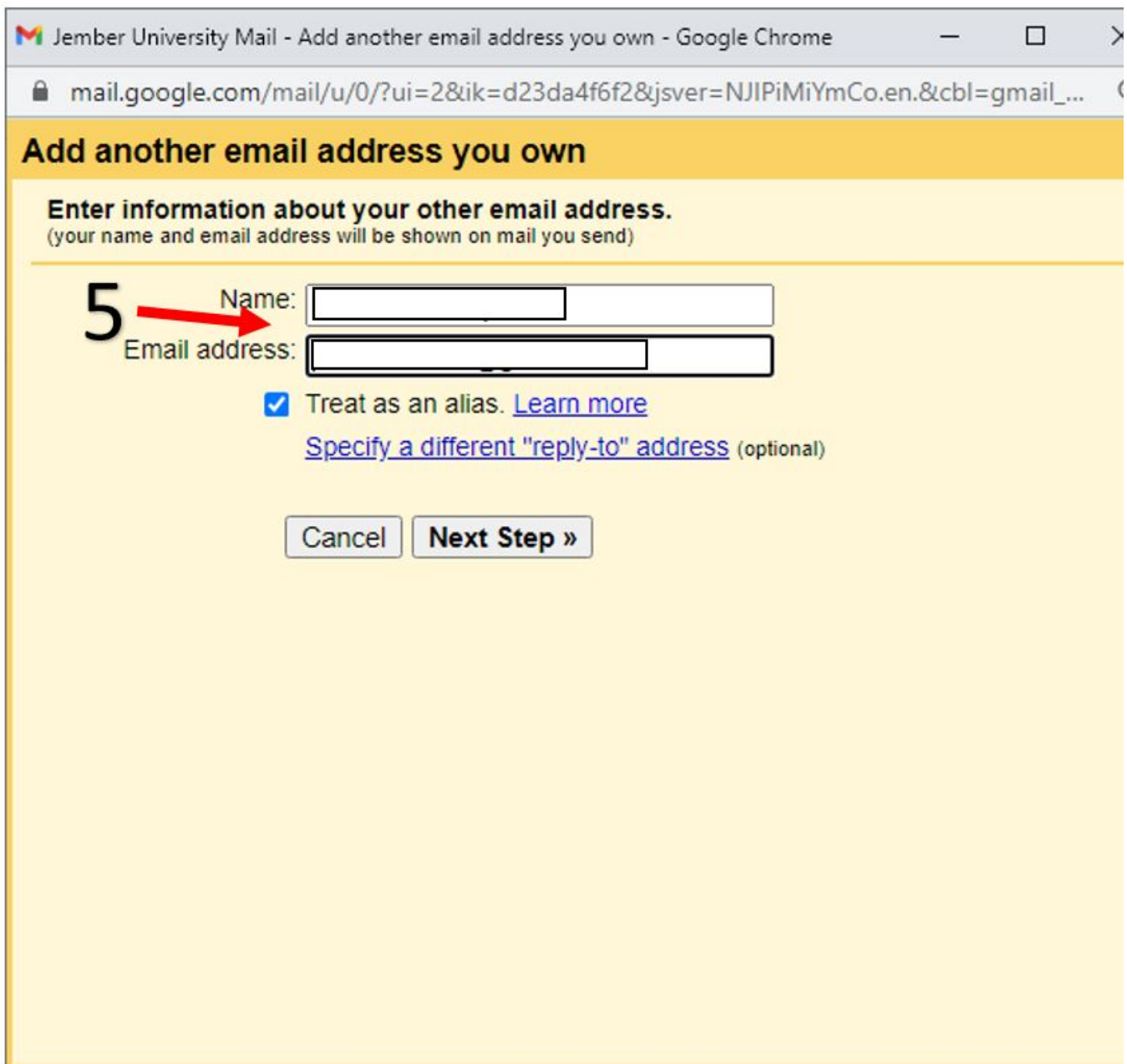
---

**Send mail as:**   **4**    
(Use Jember University Mail to send from your other email addresses)  
[Learn more](#)   [Add another email address](#)

---

**Check mail from other accounts:**   [Add a mail account](#)  
[Learn more](#)

5. Isikan akum email lainnya



Jember University Mail - Add another email address you own - Google Chrome

mail.google.com/mail/u/0/?ui=2&ik=d23da4f6f2&jsver=NJIPiMiYmCo.en.&cbl=gmail\_...

### Add another email address you own

**Enter information about your other email address.**  
(your name and email address will be shown on mail you send)

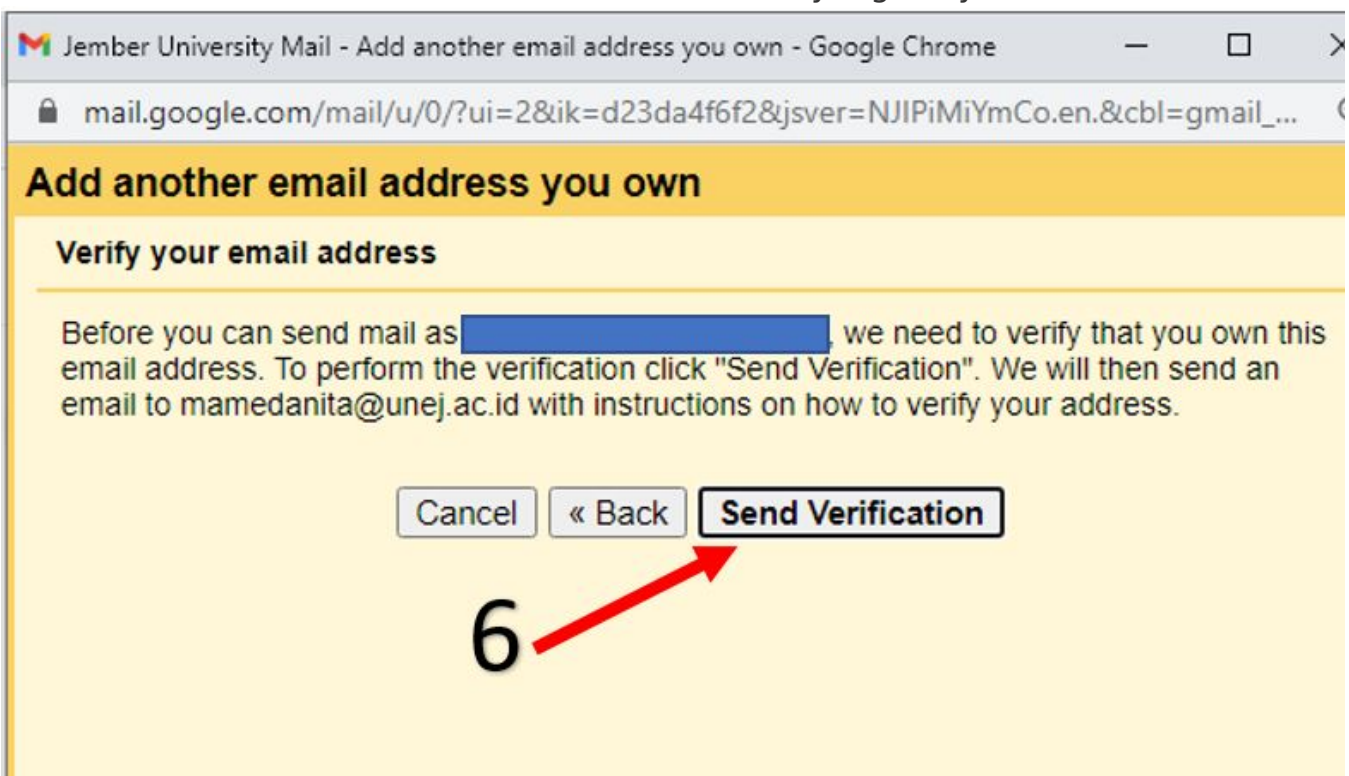
**5** → Name:

Email address:

☒ Treat as an alias. [Learn more](#)

[Specify a different "reply-to" address](#) (optional)

6. Klik send verification email, kemudian buka email yang lainnya klik verifikasi,



Jember University Mail - Add another email address you own - Google Chrome

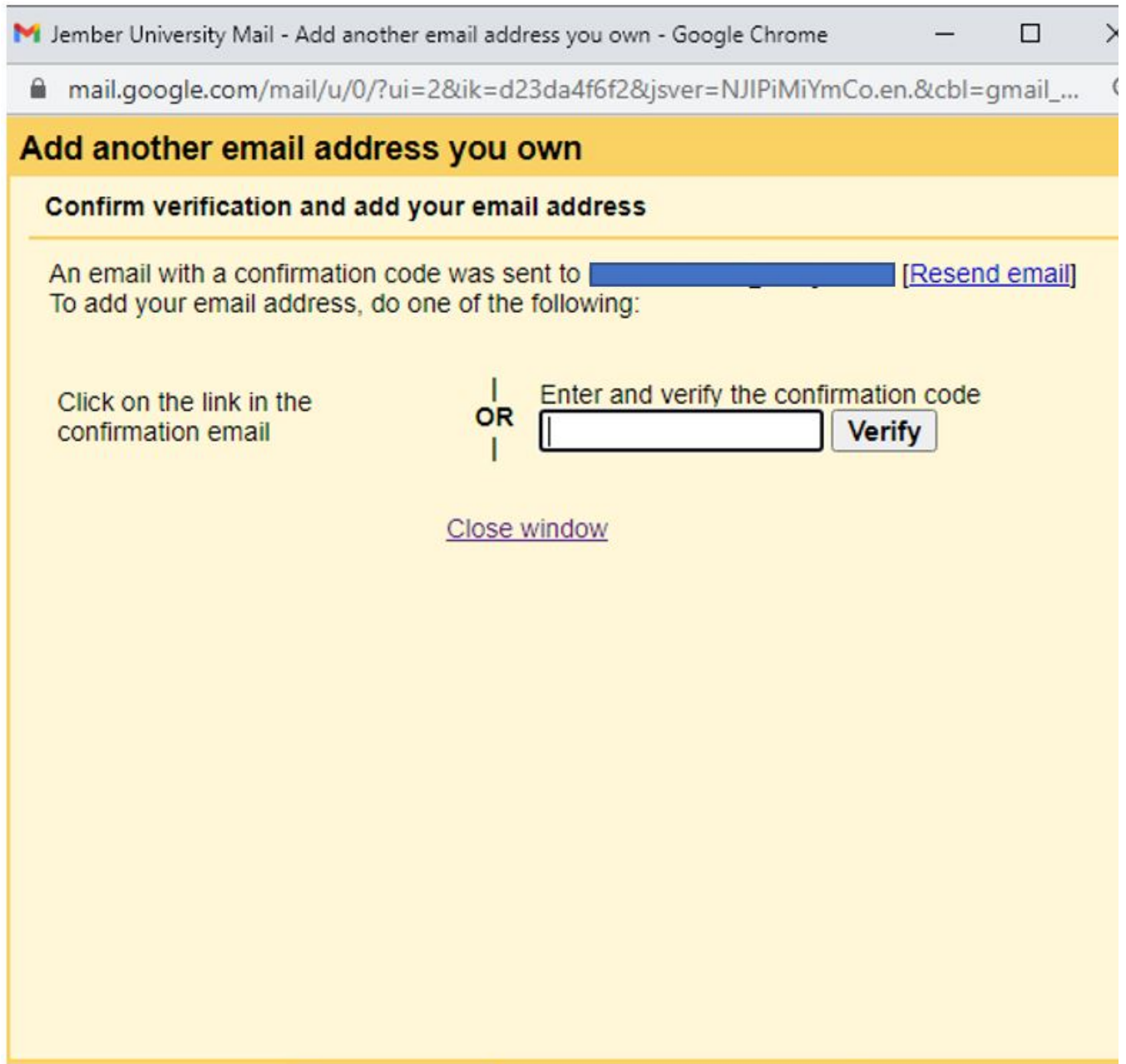
mail.google.com/mail/u/0/?ui=2&ik=d23da4f6f2&jsver=NJIPiMiYmCo.en.&cbl=gmail\_...

### Add another email address you own

**Verify your email address**

Before you can send mail as [redacted] we need to verify that you own this email address. To perform the verification click "Send Verification". We will then send an email to mamedanita@unej.ac.id with instructions on how to verify your address.

**6** →



Revision #1

Created 31 October 2023 04:12:27 by Rochmad Haryanto

Updated 31 October 2023 04:15:24 by Rochmad Haryanto